

ICE-AWAY



www.airolator.com

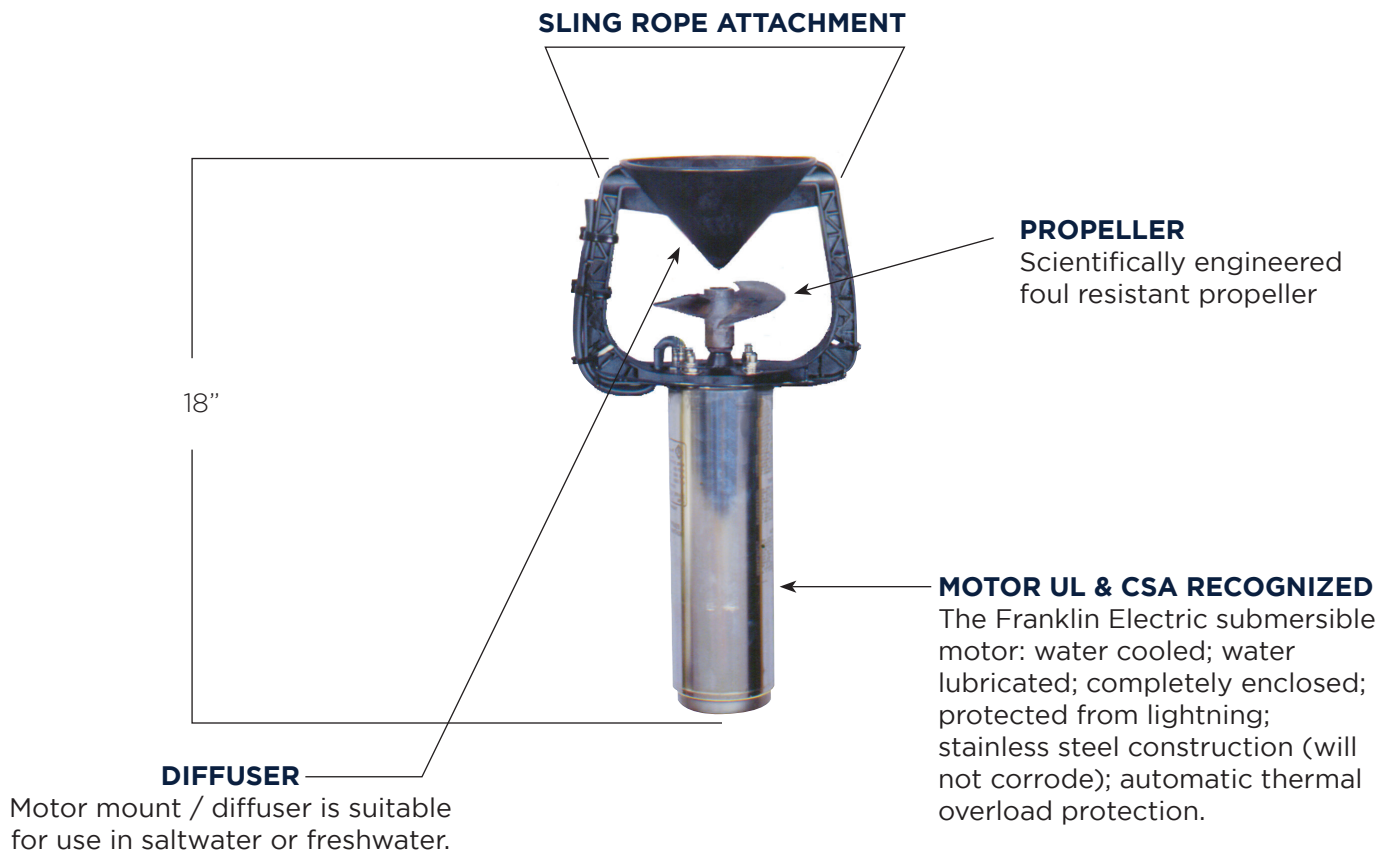
THE ORIGINAL DE-ICER

DE-ICER

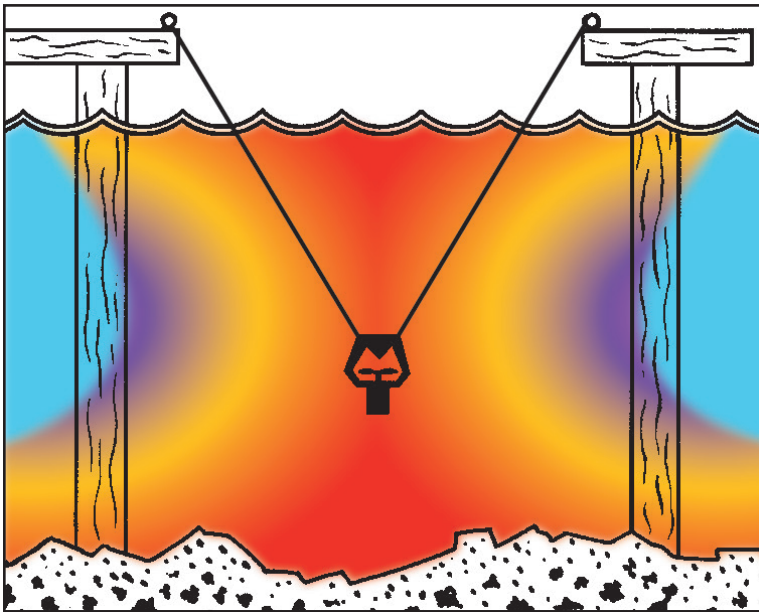
Since 1967

www.outdoorwatersolutions.com

ICE-AWAY AT A GLANCE



HOW IT WORKS



warmer water from below. Our uniquely designed motor mount/diffuser redirects the water flow outward creating a larger area of coverage. The Ice-Away is capable of keeping an 8 foot diameter area of open water for every foot of propeller depth. The average suspended depth is approximately 5 feet up to a maximum of 8 feet.

With the optional float, the Ice-Away can be used in ponds or lakes to keep areas open for ducks, geese, and other water fowl as well as keeping an open area preventing winter fish kills.

*Performance specifications are gained from empirical data in average conditions where usable heat in the water is adequate.

With our scientifically engineered high speed propeller, the Ice-Away lifts 500 gallons of water per minute upward to the surface, simultaneously drawing the

FEATURES

- Stainless steel Franklin Electric submersible motor (water cooled, water lubricated, U.L. recognized, C.S.A. certified)
- Eco friendly motor (no oil required)
- No long shafts to bend or become out of balance: 5/8" diameter, 1-1/2" long motor shaft
- No seals or bearings to maintain
- Computer designed, high speed, foul resistant propeller
- Exclusive flow directing diffuser
- 1/2 hp, 500 gpm (available in 115-volt, 12.0 amps or 230-volt, 6.0 amps)
- (2) 10' sling ropes provided
- Limited two-year warranty
- Backed by our outstanding customer service


OPTIONAL EQUIPMENT

POLYETHYLENE FLOTATION STYRENE FOAM FILLED PART NO. 90FA36



PROPELLER GUARD PART NO. 90PG5X10

Designed to minimize the opportunity of foreign material coming in contact with the propeller.



GROUND FAULT CIRCUIT INTERRUPTER (GFCI) PART NO. 15GFCI14880 115-volt PART NO. 15FGFCI25090 230-volt

Product Item Number	Product Description
92IA511525	1/2-hp, 115-v unit comes complete w/25' Power Cable
92IA511550	1/2-hp, 115-v unit comes complete w/50' Power Cable
92IA5115100	1/2-hp, 115-v unit comes complete w/100' Power Cable
92IA523025	1/2-hp, 230-v unit comes complete w/25' Power Cable
92IA523050	1/2-hp, 230-v unit comes complete w/50' Power Cable
92IA5230100	1/2-hp, 230-v unit comes complete w/100' Power Cable

ICE-AWAY AT A GLANCE

ATTACHMENT / MOUNTING OPTIONS

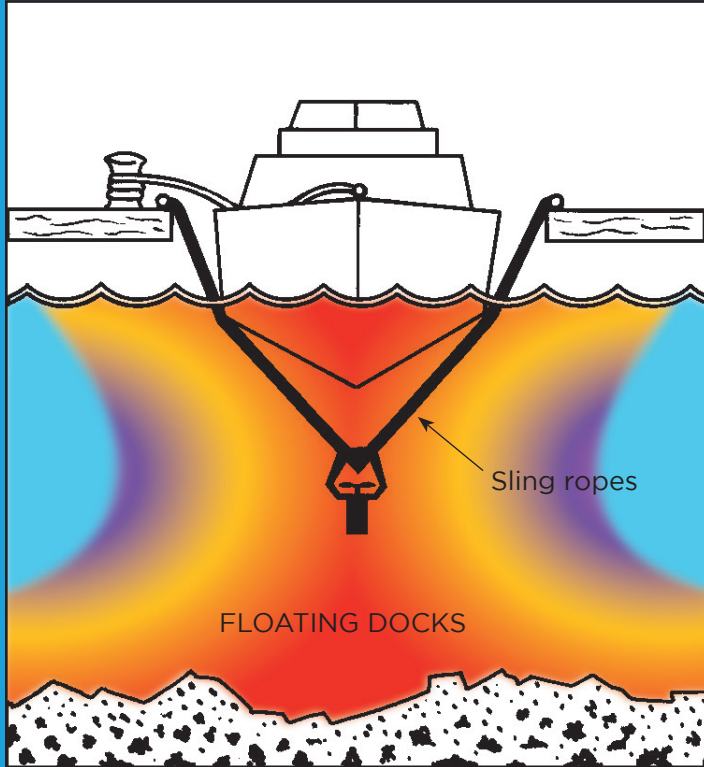


ILLUSTRATION A

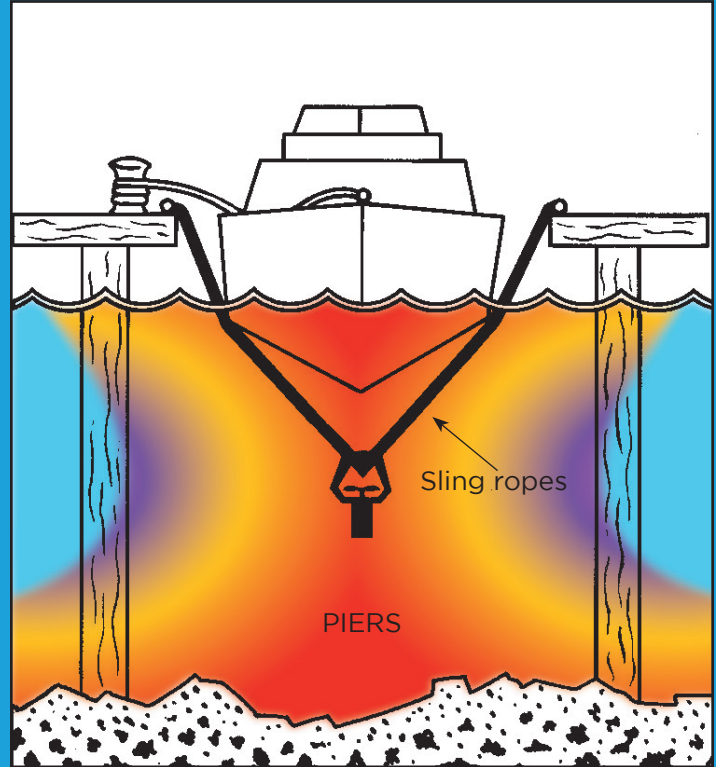


ILLUSTRATION B

A PIECE OF ROPE WILL DO IT!

Mounting is simple using the "SLING APPROACH". Just sling the unit under the boat, between pilings, or anywhere that the most effective results will be achieved.

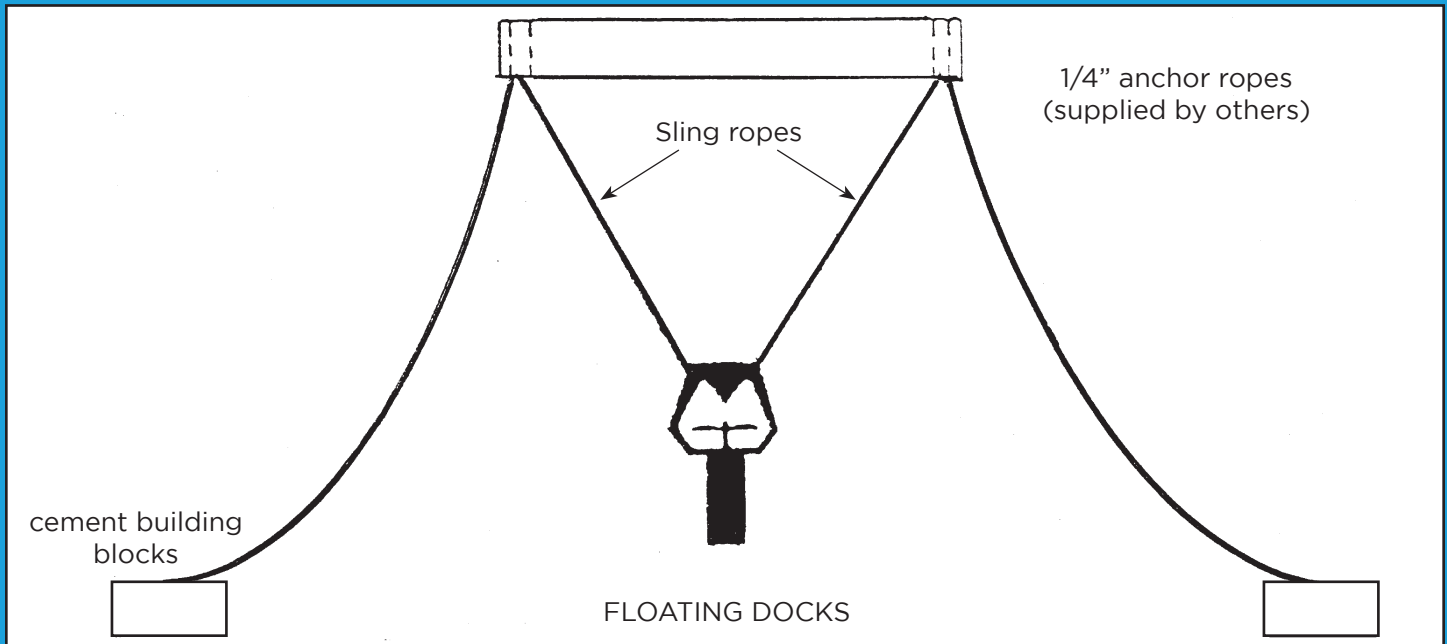


ILLUSTRATION C

